

# Red Oak Independent School District

## Eastridge Elementary School

2019-2020



# **Mission Statement**

## **4 Talons of the Hawk**

**Exhibits Academic Readiness: 1% Better Daily & Love Tough**

**Seeks Opportunities and Challenges of Learning: Growth, Resilience, Integrity, Tenacity (G.R.I.T.)**

**Demonstrates Fair, Respectful, and Well-Rounded Characteristics: Respect, Encourage, Appreciate, Communicate, Honor (R.E.A.C.H.)**

**Leaves a Legacy Through Service: "We Before Me"**

# **Vision**

**"Realizing Our Individual Students' Dreams"**

# Table of Contents

"Realizing Our Individual Students' Dreams" .....	3
Comprehensive Needs Assessment .....	5
Demographics .....	5
Student Achievement .....	6
Priority Problem Statements .....	7
Comprehensive Needs Assessment Data Documentation .....	8
Goals .....	11
Goal 1: Exhibits Academic Readiness: Equip all students for high levels of academic achievement and continuous growth and development. ....	11
Goal 2: Seek Opportunities and Challenges of Learning: Promote and support an environment that inspires high levels of student growth, resilience, integrity, and tenacity. ....	14
Goal 3: Demonstrates Fair, Respectful, and Well-Rounded Characteristics: Provide all students with a safe, secure, nurturing, and positive learning environment. ....	17
Goal 4: Leaves a Legacy Through Service: Actively engage all stakeholders to model and support servant-leadership. ....	19
Title I Schoolwide Elements .....	21
ELEMENT 1. SWP COMPREHENSIVE NEEDS ASSESSMENT (CNA) .....	21
1.1: Comprehensive Needs Assessment .....	21
ELEMENT 2. SWP CAMPUS IMPROVEMENT PLAN (CIP) .....	21
2.1: Campus Improvement Plan developed with appropriate stakeholders .....	21
2.2: Regular monitoring and revision .....	22
2.3: Available to parents and community in an understandable format and language .....	22
2.4: Opportunities for all children to meet State standards .....	22
2.5: Increased learning time and well-rounded education .....	22
2.6: Address needs of all students, particularly at-risk .....	22
ELEMENT 3. PARENT AND FAMILY ENGAGEMENT (PFE) .....	22
3.1: Develop and distribute Parent and Family Engagement Policy .....	22
3.2: Offer flexible number of parent involvement meetings .....	22
Title I Personnel .....	23
2019-2020 Campus Site-Based Committee .....	24

# Comprehensive Needs Assessment

## Demographics

### Demographics Summary

Eastridge Elementary currently serves students from Pre -Kindergarten to 5th Grade. Eastridge Elementary ended the 2017-2018 school year with 443 students enrolled. Eastridge Elementary School is comprised of the following Ethnic Distribution: African American: 9.8% Hispanic: 37.3% White: 50.8% American Indian: 0.2% Two or More Races: 2.2% Economically Disadvantaged: 56.3% English Learners: 7.1% At-Risk: 34.2% Mobility Rate: 12.5%. 28% of the teaching staff has 1-5 years experience, 7.1% of the teaching staff has 6-10 years. 33.4% of the teaching staff has 11-20 years of experience. 27.9% of the teaching staff has over 20 years of experience.

### Demographics Strengths

Attendance rate has consistently been above 96 %.

### Problem Statements Identifying Demographics Needs

**Problem Statement 1:** As the demographics change, interventions will be created to meet the needs of all students.

# Student Achievement

## Student Achievement Summary

Eastridge Elementary earned an 85 out of 100 in Student Achievement, 86 out of 100 in School Progress and 96 out of 100 in Closing the Gaps on the 2019 State Accountability Ratings. Eastridge Elementary earned an overall rating of 89% which equals a B.

Eastridge Elementary earned 5 distinctions: Academic Achievement in Math, Academic Achievement in ELAR, Top 25% in Comparative Academic Growth, Post Secondary Readiness, and Top 25% in Closing the Gaps.

Eastridge Elementary is committed to providing a safe and supportive learning environment for each of our students every day of the school year. The use of data helps teachers collaborate in Professional Learning Communities (PLC) to design quality instruction based on the needs of individual students. Our goal is to know where students are performing and to provide the appropriate level of challenge to move them to their highest potential. While academic performance is a top priority, so is the assurance that we are providing a safe and respectful learning environment for our students and staff. Lessons based on the Graduate Profile provide opportunities to allow our children to be well-rounded and focus on leading a healthy lifestyle.

2019 STAAR Approaches GL Percentages: 3rd grade....Reading 76%, Math 78% 4th grade...Reading 67% , Math 77%, Writing 56% 5th grade...Reading 92% , Math 96% , Science 89% 2017 STAAR Mastered GL Percentages: 3rd grade.... Reading 23%, Math 27% 4th grade....Reading 26%, Math 49%, Writing 10% 5th grade....Reading 28%, Math 31%, Science 31%

## Student Achievement Strengths

Masters levels in Math are in the top quartile of the state assigned comparison group.

Eastridge Elementary received 5 distinctions:

Top 25% in Closing the Gaps

Academic Achievement in ELAR

Academic Achievement in Math

Post Secondary Readiness

Top 25% in Comparative Academic Growth

# Priority Problem Statements

# Comprehensive Needs Assessment Data Documentation

The following data were used to verify the comprehensive needs assessment analysis:

## Improvement Planning Data

- District goals
- Campus Performance Objectives Summative Review from previous year
- Current and/or prior year(s) campus and/or district improvement plans
- Campus and/or district planning and decision making committee(s) meeting data
- State and federal planning requirements

## Accountability Data

- Texas Academic Performance Report (TAPR) data
- Student Achievement Domain
- Student Progress Domain
- Closing the Gaps Domain
- Effective Schools Framework data
- Comprehensive, Targeted, and/or Additional Targeted Support Identification data
- Accountability Distinction Designations
- Federal Report Card Data
- PBMAS data

## Student Data: Assessments

- State and federally required assessment information (e.g. curriculum, eligibility, format, standards, accommodations, TEA information)
- State of Texas Assessments of Academic Readiness (STAAR) current and longitudinal results, including all versions
- STAAR Released Test Questions
- STAAR EL Progress Measure data
- Texas English Language Proficiency Assessment System (TELPAS) results
- Texas Primary Reading Inventory (TPRI), Tejas LEE, or other alternate early reading assessment results
- Student Success Initiative (SSI) data for Grades 5 and 8
- Local diagnostic reading assessment data
- Local diagnostic math assessment data
- Running Records results
- Observation Survey results
- Texas approved Prekindergarten and Kindergarten assessment data



- Other Prekindergarten and Kindergarten assessment data
- Grades that measure student performance based on the TEKS

### **Student Data: Student Groups**

- Race and ethnicity data, including number of students, academic achievement, discipline, attendance, and rates of progress between groups
- Special programs data, including number of students, academic achievement, discipline, attendance, and rates of progress for each student group
- Economically disadvantaged / Non-economically disadvantaged performance and participation data
- Male / Female performance, progress, and participation data
- Special education/non-special education population including discipline, progress and participation data
- Migrant/non-migrant population including performance, progress, discipline, attendance and mobility data
- At-risk/non-at-risk population including performance, progress, discipline, attendance, and mobility data
- EL/non-EL or LEP data, including academic achievement, progress, support and accommodation needs, race, ethnicity, and gender data
- Career and Technical Education (CTE), including coherent sequence coursework aligned with the industry-based certifications, program growth and student achievement by race, ethnicity, and gender data
- STEM/STEAM data
- Dyslexia Data
- Response to Intervention (RtI) student achievement data

### **Student Data: Behavior and Other Indicators**

- Attendance data
- Mobility rate, including longitudinal data
- Discipline records
- School safety data
- Enrollment trends

### **Employee Data**

- Professional learning communities (PLC) data
- Staff surveys and/or other feedback
- Teacher/Student Ratio
- State certified and high quality staff data
- Campus leadership data
- Campus department and/or faculty meeting discussions and data
- Professional development needs assessment data
- Evaluation(s) of professional development implementation and impact
- TTESS data
- T-PESS data

### **Parent/Community Data**

- Parent surveys and/or other feedback
- Parent engagement rate
- Community surveys and/or other feedback

### **Support Systems and Other Data**

- Organizational structure data
- Processes and procedures for teaching and learning, including program implementation
- Communications data
- Capacity and resources data
- Budgets/entitlements and expenditures data
- Study of best practices
- Action research results
- Other additional data







# Goals

## Goal 1: Exhibits Academic Readiness: Equip all students for high levels of academic achievement and continuous growth and development.

**Performance Objective 1:** Ensure that all students can access an engaging instructional environment that promotes high levels of achievement.

**Evaluation Data Source(s) 1:**

**Summative Evaluation 1:**

Strategy Description	ELEMENTS	Monitor	Evidence that Demonstrates Success	Formative Reviews		
				Dec	Feb	May
1) Teams will meet in Professional Learning Communities for appropriate staff to understand the use of teaching methodologies that: identify, interpret, analyze, foster and encourage different types of thinking in students, identify learning needs and utilize rubrics for assessment.	2.4, 2.5, 2.6	Principal Assistant Principal Instructional Coach	Agendas Lesson Plans			
 = Accomplished  = No Progress  = Discontinue						

**Goal 1:** Exhibits Academic Readiness: Equip all students for high levels of academic achievement and continuous growth and development.

**Performance Objective 2:** Utilize a variety of processes to monitor and foster measurable growth in students and staff.

**Evaluation Data Source(s) 2:**

**Summative Evaluation 2:** Met Performance Objective

Strategy Description	ELEMENTS	Monitor	Evidence that Demonstrates Success	Formative Reviews		
				Dec	Feb	May
1) Campus staff will be trained throughout the year in using data to drive instructional decisions. Staff will participate in focused Professional Learning Communities (PLCs) and in Content Area Vertical Alignment Teams. Areas of focus for 2019-20 will be: planning Balanced Literacy lessons utilizing the new ELAR TEKS, Literacy Stations, DRA, TPRI, LLI, Eduphoria Aware, Benchmarks, Curriculum Based Assessments, TELPAS, STAAR 2019 Data, and utilizing the Literacy Strategists	2.4, 2.5, 2.6	Principal Assistant Principal Instructional Coach Librarian Team Leaders Classroom Teachers	Curriculum Based Assessments Pre-Assessments Training agendas/Sign in Sheets Staff Development Reports Running Records STAAR Data TELPAS Data DRA data TPRI data			
2) Plans for assisting Pre-Kindergarten students in the transition from early childhood programs. The following activities will be used to support this strategy: Implement Pre-Kindergarten Guidelines Coordinate transition plan with PreK and Kindergarten teachers in the spring for PreK students to visit kinder classrooms. Circle Inventory	2.4, 2.5, 2.6	Principal Instructional Coach Teachers Support Teachers	TTESS Pre-Kindergarten Report Card Teacher Feedback FrogStreet Pre-Assessment CLI data			
= Accomplished                = No Progress                = Discontinue						

**Goal 1:** Exhibits Academic Readiness: Equip all students for high levels of academic achievement and continuous growth and development.

**Performance Objective 3:** Recruit, support, retain and reward quality personnel while providing ongoing and relevant professional development that translates to student engagement and success.

**Evaluation Data Source(s) 3:**

**Summative Evaluation 3:** Met Performance Objective




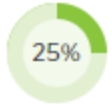





Strategy Description	ELEMENTS	Monitor	Evidence that Demonstrates Success	Formative Reviews		
				Dec	Feb	May
1) Provide a campus mentor/ support for first and second year teachers	2.4, 2.5, 2.6	Principal Assistant Principal Instructional Coach	Meeting Notes			
2) Teacher leaders will present current strategies being used in their classrooms at staff meetings for others to learn. A minimum of one presenter per staff meeting.	2.4, 2.5, 2.6	Principal Assistant Principal Instructional Coach	Meeting Notes			
3) Instructional support in planning and delivering instruction is provided by the Instructional Coach.	2.4, 2.5, 2.6	Principal Instructional Coach	Lesson plans			
= Accomplished                = No Progress                = Discontinue						

## Goal 2: Seek Opportunities and Challenges of Learning: Promote and support an environment that inspires high levels of student growth, resilience, integrity, and tenacity.

**Performance Objective 1:** Encourage students to explore, identify and develop their strengths and passions through multiple pathways that are appropriate to each individual.

### Evaluation Data Source(s) 1:

### Summative Evaluation 1: Met Performance Objective

Strategy Description	ELEMENTS	Monitor	Evidence that Demonstrates Success	Formative Reviews		
				Dec	Feb	May
1) Provide opportunities for students to participate in extracurricular activities such as: Student Council, Safety Patrol, Chess Club, Choir, Flag patrol, GT, and Maker Space.	2.5	Principal Assistant Principal GT Teacher Fine Arts Teacher Counselor PE Teacher Professional Staff	Participation in programs			
2) Participate in the Texas Performance Standards Projects or like curriculum for identified Gifted and Talented students in K-5	2.5, 2.6	GT Teachers	Lesson Plans			
 = Accomplished  = No Progress  = Discontinue						

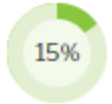
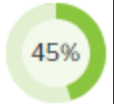




**Goal 2:** Seek Opportunities and Challenges of Learning: Promote and support an environment that inspires high levels of student growth, resilience, integrity, and tenacity.

**Performance Objective 2:** Design and implement professional learning opportunities that grow the personal and professional capacities of staff members.

**Evaluation Data Source(s) 2:**

**Summative Evaluation 2:** Met Performance Objective

Strategy Description	ELEMENTS	Monitor	Evidence that Demonstrates Success	Formative Reviews		
				Dec	Feb	May
1) Sustained and ongoing professional development will be aligned to campus needs identified in the Comprehensive Needs Assessment . For Required Staff Development Days for 2019-2020 (18 hours), the following will be required: at least 9 hours of Content - Principal's Choice; at least 6 hours of Teacher Choice; and at least 3 hours of Technology	2.4, 2.5, 2.6	Professional Development Reports and Classroom Implementation Staff Development reports	Eduphoria reports			
2) Staff development on this campus in Math includes the following: Use of manipulatives Supporting struggling learners Horizontal team meetings across the district and/or area Vertical team meetings Number Talks Math Fact Fluency	2.4, 2.5, 2.6	Principal Assistant Principal Instructional Coach Math Vertical Alignment Team Curriculum Dept.	Curriculum Based Assessments Benchmarks STAAR Testing TTESS Staff Development Reports			
3) Staff development on this campus in Science includes the following: Science Interactive Journaling Exploration through Stem Scopes Minimum 40% science experiences, hands-on interactions for students Horizontal team planning across the district CAST conference	2.4, 2.5, 2.6	Principal Assistant Principal Instructional Coach Science Vertical Alignment Team	Curriculum Based Assessments Benchmarks STAAR Testing Staff Development Reports			
4) Staff development on this campus in Reading/English Language Arts (ELAR) includes the following: Balanced Literacy Strategies Write From the Beginning Empowering Writers Strategies for ELL Learners Supporting struggling learners Collaborate/Plan with Instructional Coach, Literacy Strategist, and Librarian Lead4ward Intentional Intervention Guided Reading Literacy Stations Grammar and Editing Imagine Learning for ELL Invitation to Edit Gretchen Bernabei Writing training DRA TPRI Genre notebooking Comprehension Toolkit	2.4, 2.5, 2.6	Principal Assistant Principal Instructional Coach Reading Vertical Alignment Team Literacy Strategist	Curriculum Based Assessments Benchmarks STAAR Testing Staff Development Report			

Strategy Description	ELEMENTS	Monitor	Evidence that Demonstrates Success	Formative Reviews		
				Dec	Feb	May
5) Staff Development on this campus in Social Studies includes the following: Academic Vocabulary Social Studies Weekly Training Thinking Maps Collaboration/Planning with Instructional Coach and Librarian Supporting struggling learners DBQ notebook for 4th and 5th grade	2.4, 2.5, 2.6	Principal Assistant Principal Instructional Coach Librarian Literacy Strategist Social Studies Vertical Alignment Team	Curriculum Based Assessments Staff Development Report			
 = Accomplished  = No Progress  = Discontinue						



### Goal 3: Demonstrates Fair, Respectful, and Well-Rounded Characteristics: Provide all students with a safe, secure, nurturing, and positive learning environment.

**Performance Objective 1:** Provide a safe and positive environment to establish transparent, open, honest, and trusting relationships. Parents, students, teachers, and staff are valued and equipped with strategies necessary to overcome challenges.

**Evaluation Data Source(s) 1:**

**Summative Evaluation 1: Met Performance Objective**




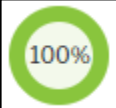





Strategy Description	ELEMENTS	Monitor	Evidence that Demonstrates Success	Formative Reviews		
				Dec	Feb	May
1) Counselor lessons on character each 6 weeks. Lessons include: Self Acceptance, Kindness/Respect, Manners, Sympathy/Empathy, Diversity, Self Regulation/Stress Management	2.6	Principal Assistant Principal Counselor	Lesson Plans			
2) Opportunities for Parents, Teachers, and Students to work together to promote a cohesive relationship: Title 1 Parent Involvement Night Parent Night to promote literacy, math, science, and technology	2.6, 3.1, 3.2	Principal Assistant Principal	Attendance Sign In sheets Title 1 parent survey			
= Accomplished                = No Progress                = Discontinue						

**Goal 3:** Demonstrates Fair, Respectful, and Well-Rounded Characteristics: Provide all students with a safe, secure, nurturing, and positive learning environment.

**Performance Objective 2:** Implement consistent district-wide training programs for students, staff, and parents that address physical safety and security protocols in collaboration with the Red Oak ISD Police and local authorities.

**Evaluation Data Source(s) 2:**

**Summative Evaluation 2:** Met Performance Objective




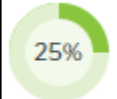








Strategy Description	ELEMENTS	Monitor	Evidence that Demonstrates Success	Formative Reviews		
				Dec	Feb	May
1) The campus will conduct regular drills practicing evacuation, lockout, fire, and tornado drills	2.6	Principal Assistant Principal Campus Police officer	Documentation of drills			
2) Campus Safety training will take place during preservice week and emergency teams will be created in the Campus Crisis Handbook.	2.6	Assistant Principal Campus Police Officer	Documentation of training Crisis Handbook			
 = Accomplished  = No Progress  = Discontinue						

## Goal 4: Leaves a Legacy Through Service: Actively engage all stakeholders to model and support servant-leadership.

**Performance Objective 1:** Foster partnerships with businesses, community organizations, local government, and higher education institutions.

**Evaluation Data Source(s) 1:**

**Summative Evaluation 1:** Exceeded Performance Objective







Strategy Description	ELEMENTS	Monitor	Evidence that Demonstrates Success	Formative Reviews		
				Dec	Feb	May
1) Participate in PTA_sponsored activities, Red Oak Education Foundation programs, and community activities.	3.1, 3.2	Principal	Campus attendance Participation sign in sheets			
2) Provide opportunities for volunteer support and leadership opportunities- including but not limited to WATCH Dogs, Book Fairs, etc.)	3.1, 3.2	Principal Professional Staff PTA board	Number of volunteers			
3) Provide current data on events and school information on our website, weekly newsletters, and social media outlets.	3.1, 3.2	Principal Assistant Principal	Number of posts on website and social media outlets.			
 = Accomplished  = No Progress  = Discontinue						

**Goal 4:** Leaves a Legacy Through Service: Actively engage all stakeholders to model and support servant-leadership.

**Performance Objective 2:** Provide opportunities for all Red Oak ISD students to develop meaningful relationships and connections that serve communities.

**Evaluation Data Source(s) 2:**

**Summative Evaluation 2:**

Strategy Description	ELEMENTS	Monitor	Evidence that Demonstrates Success	Formative Reviews		
				Dec	Feb	May
1) Provide opportunities for students to do service projects: Student Council Safety Patrol Recycling Club	2.6	Principal Assistant Principal Campus Officer	Completion of service projects.			
<div style="display: flex; justify-content: space-around; align-items: center;"> <div style="text-align: center;">  = Accomplished         </div> <div style="text-align: center;">  = No Progress         </div> <div style="text-align: center;">  = Discontinue         </div> </div>						

# **Title I Schoolwide Elements**

## **ELEMENT 1. SWP COMPREHENSIVE NEEDS ASSESSMENT (CNA)**

### **1.1: Comprehensive Needs Assessment**

The Title I Program for Red Oak ISD is developed through a planning process that begins with a Comprehensive Needs Assessment (CNA). The District CNA reveals a need to focus on reading intervention at the 5 elementary campuses. Academic performance for all students in ROISD is analyzed in detail by student groups, including economically disadvantaged students; major ethnic and racial groups, students with disabilities and special needs, and LEP students. Campuses analyze results using the same groups and by individual student growth. This analysis helps personnel identify where needs are changing within our District and where efforts should be concentrated for the new school year.

Throughout the planning process the district administration and teachers identify student strengths, needs, and the interventions that are currently in place. They also assess the effectiveness of those interventions and make recommendations for revisions as needed. The planning process is used to guide program development, implementation, and evaluation. Campuses also follow this same process resulting in systemic planning that provides structure and a common vision for school improvement.

Campuses have identified the need for reading interventionists and paras to help with supplemental enrichment on their campuses. In addition, the district level needs assessment indicates that continuing with a Title I accountant one day per week will be necessary. Professional development for all Title I campuses is also an indicated need.

## **ELEMENT 2. SWP CAMPUS IMPROVEMENT PLAN (CIP)**

### **2.1: Campus Improvement Plan developed with appropriate stakeholders**

During May of 2015, campus principals attended support training at Region 10 and worked intensely on the CNA requirements for Title I campuses. Components were reviewed by principal as well as the entire training cadre, with additional input from contacts at campuses and at the district level. CNA data was taken back to the campuses after training and the review process continued with campus personnel. During July of 2016 a process for including a summary of the CNA and uses of those results was developed by the Title I campus principals and the State/Federal program director. This process is available upon request.

Campuses review their plan and update it each year after consulting with staff, parents, and community members. The compacts and parent involvement policies are reviewed and updated annually in the fall. All programs are reviewed when making decisions about the need for supplemental materials and instructions. General budget, compensatory programs, other Title programs, CTE, nutrition programs, and violence prevention programs (to name a few) are considered as part of the planning process.

## **2.2: Regular monitoring and revision**

The CIP is a living document that is updated each time a CNA or review is conducted and changes are needed to meet the needs of our students.

## **2.3: Available to parents and community in an understandable format and language**

The CIP is available to our parents and community members on the campus and district websites. Printed copies are available to stakeholders upon request to the campus or district office. The CIP is currently available in English, and translators are available if a parent would like to review it in Spanish.

## **2.4: Opportunities for all children to meet State standards**

All students are held to rigorous academic standards with students being met at their current level of performance and then provided instruction meant to challenge and engage them while learning.

## **2.5: Increased learning time and well-rounded education**

All students are held to rigorous academic standards with students being met at their current level of performance and then provided instruction meant to challenge and engage them while learning.

## **2.6: Address needs of all students, particularly at-risk**

Interventions and programs have been developed to address the needs of our at-risk students, both academically and physically. Our family/community liaison has developed programs to insure our students have food and clothing, with references and assistance available when other needs arise.

## **ELEMENT 3. PARENT AND FAMILY ENGAGEMENT (PFE)**

### **3.1: Develop and distribute Parent and Family Engagement Policy**

Our Parent and Family Engagement Policy is available in English on each campus website. Printed copies are available in the campus office upon request, as is a translator.

### **3.2: Offer flexible number of parent involvement meetings**

Parent involvement meetings are traditionally held in the evenings, but campuses also offer opportunities for families to be involved during the day through our volunteer program and field trips, as well as parent meetings. We offer opportunities through PTA, Book Fair, Title I Family STEAM Nights, monthly Eastridge Excellence assemblies, fall parent conferences, and Title I Spring Open House. We utilize a Title I parent survey for parental input into opportunities for parental involvement on campus.

# Title I Personnel

<u>Name</u>	<u>Position</u>	<u>Program</u>	<u>FTE</u>
Christine Grigsby	Literacy Stategist	Literacy	.5

## 2019-2020 Campus Site-Based Committee

<b>Committee Role</b>	<b>Name</b>	<b>Position</b>
Administrator	Michelle Owen	
Administrator	Kelly Barbe	Assistant Principal
Classroom Teacher	Megan Allen	Classroom Teacher
Classroom Teacher	Laura Thompson	Classroom Teacher
Community Representative	Joey Fitzgerald	Community Representative
Parent	Ruth Petrich	
Non-classroom Professional	Kim Pevehouse	Instructional Coach