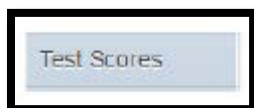
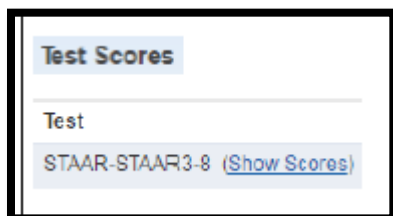


How to Locate EOC and STAAR Scores in Skyward Family Access:

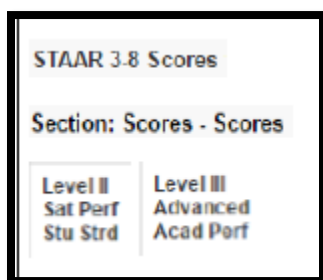
Click on the TEST SCORES tab on the left.



All scores from previous years in ROISD should be visible. Click on SHOW SCORES to see scores for a particular test.



In the SCORES section find the Column labeled “Level II Sat Perf Stu Strd.” This column will have a “1” if your child passed and an “O” if not. The Level III Advanced Acad Perf” will have a “1” if your child achieved the Masters standard.



Only read the rows in which the Test Version, Raw Score, and Scale Score column is populated. If the row is blank, then your child did not take that particular test. Not all tests are taken at all levels.

Section: Scores - Scores			
	Test Version	Raw Score	Scale Score
(1) Reading			
(2) Math			
(3) Writing			
(4) Social	S	40	4250
(5) Science	S	40	4000