

2019-20
Annual Report
Public Hearing



- Red Oak ISD
- Monday, February 22, 2021

7 Sections to the Annual Report

1. 2019-20 Texas Academic Performance Report (PDF TAPR)
 - ❑ For the District and each Campus in the District
2. PEIMS Financial Standard Report (2018-19 Financial Actual Report)
 - ❑ For the District and each Campus in the District
3. 2019-20 District Accreditation Status
4. Campus Performance Objectives
5. Report on Violent or Criminal Incidents on Campuses
6. Student Performance in Postsecondary Institutions
 - ❑ For each High School Campus in the District
7. 2019-20 TAPR Glossary



Section 1

2019-20 Texas Academic Performance Report (TAPR)

- Compiled by TEA for every district and campus using PEIMS and Student Assessment Data
- TAPR is published in 2 different formats
 - ❑ Online “dynamic” (changes as they occur)
 - ❑ A PDF version (Paper TAPR)

<https://tea.texas.gov/finance-and-grants/state-funding/state-funding-reports-and-data/peims-financial-standard-reports>



Section 1

2019-20 Texas Academic Performance Report (TAPR)

2020 Accountability Rating

Same rating for the district and all campuses: ***Not Rated: Declared
State of Disaster***

2020 Special Education Determination Status

Needs Assistance

2020 Armed Services Vocational Aptitude Battery (ASVAB) Test

Not listed due to COVID, but Red Oak ISD is in compliance and offers the ASVAB more than once per year.

2020 Distinction Designations

No Distinction Designations were awarded at the district or campus level in 2020 due to the absence of 2020 STAAR data



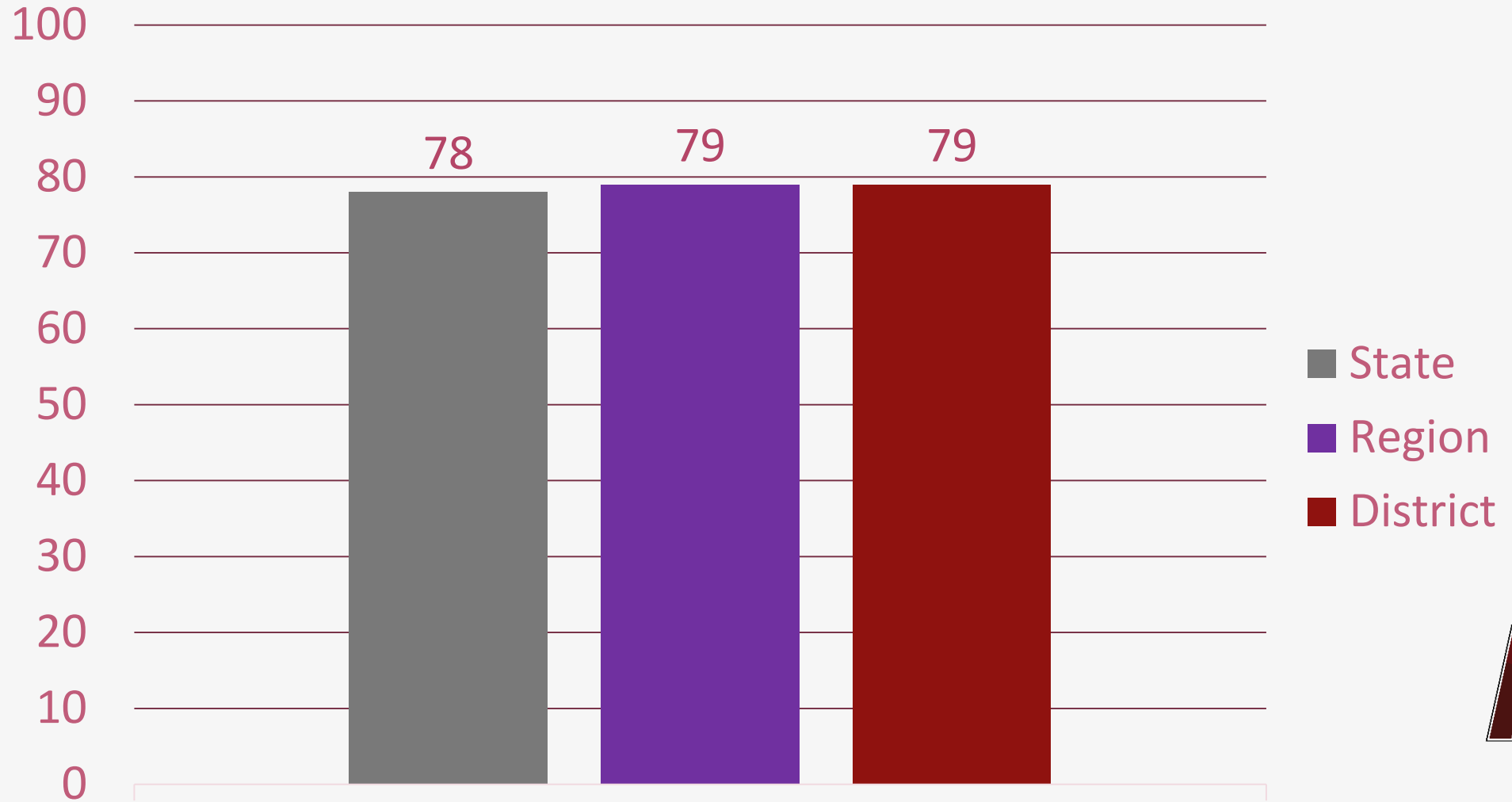
Section 1

2019-20 Texas Academic Performance Report (TAPR)

Due to the cancellation of Spring 2020 STAAR assessments, the data for these measures have not been updated. Therefore, the data reported is identical to the data reported in the 2018-19 TAPR.



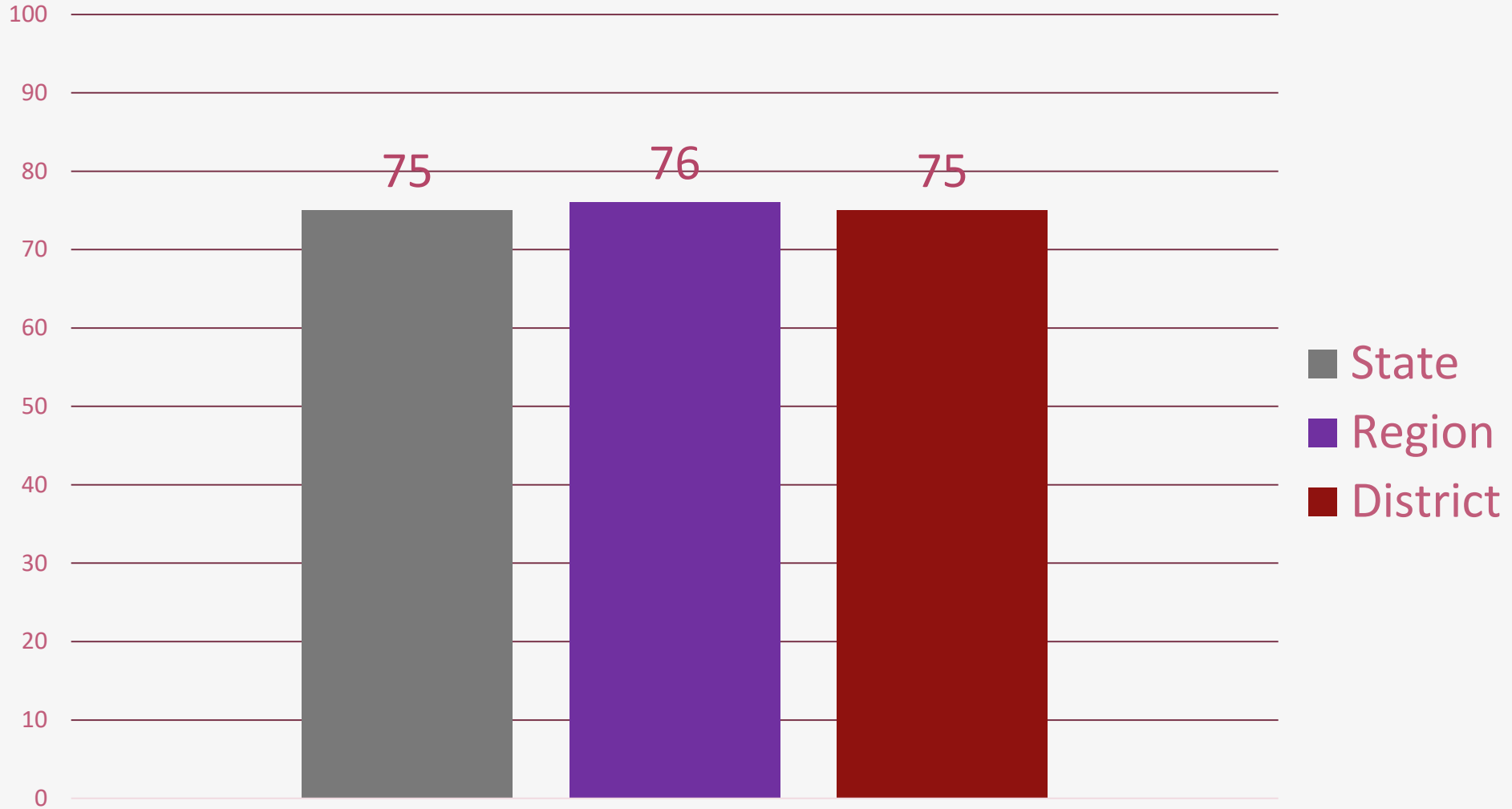
STAAR Percent Met Standard (*Approaches*) All Grades, **All Subjects**



2019



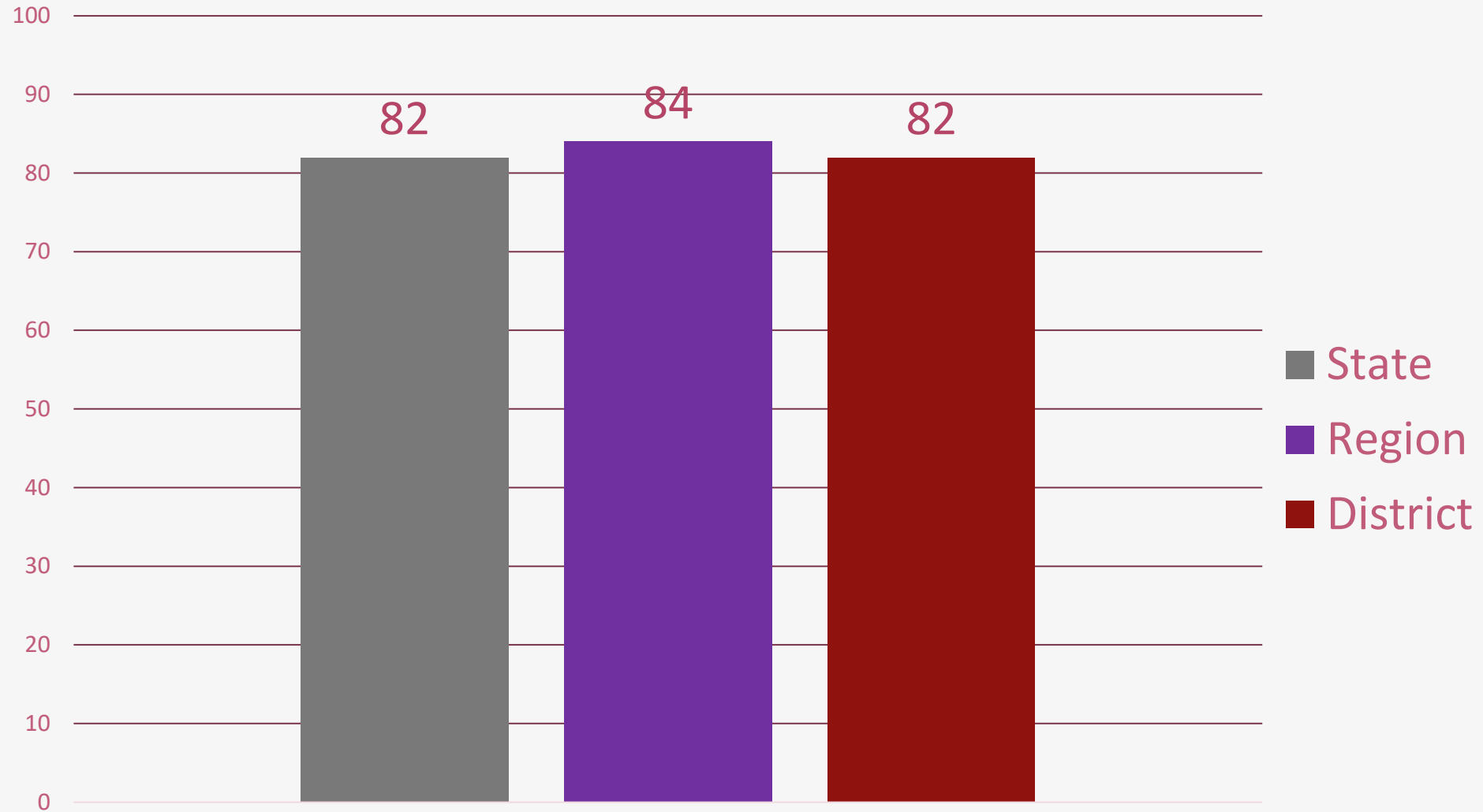
STAAR Percent Met Standard (*Approaches*) All Grades, **Reading**



2019



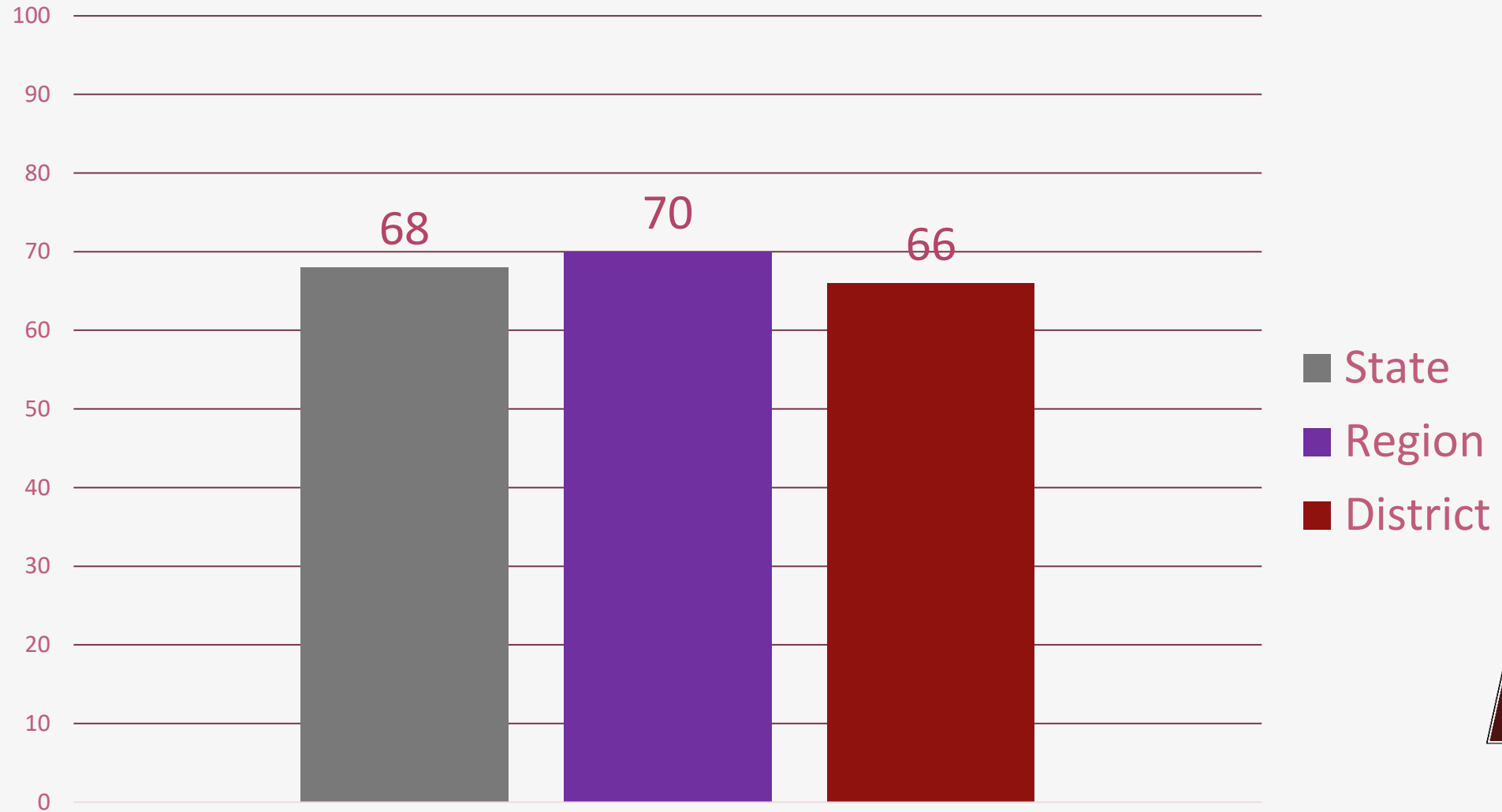
STAAR Percent Met Standard (*Approaches*) All Grades, **Math**



2019

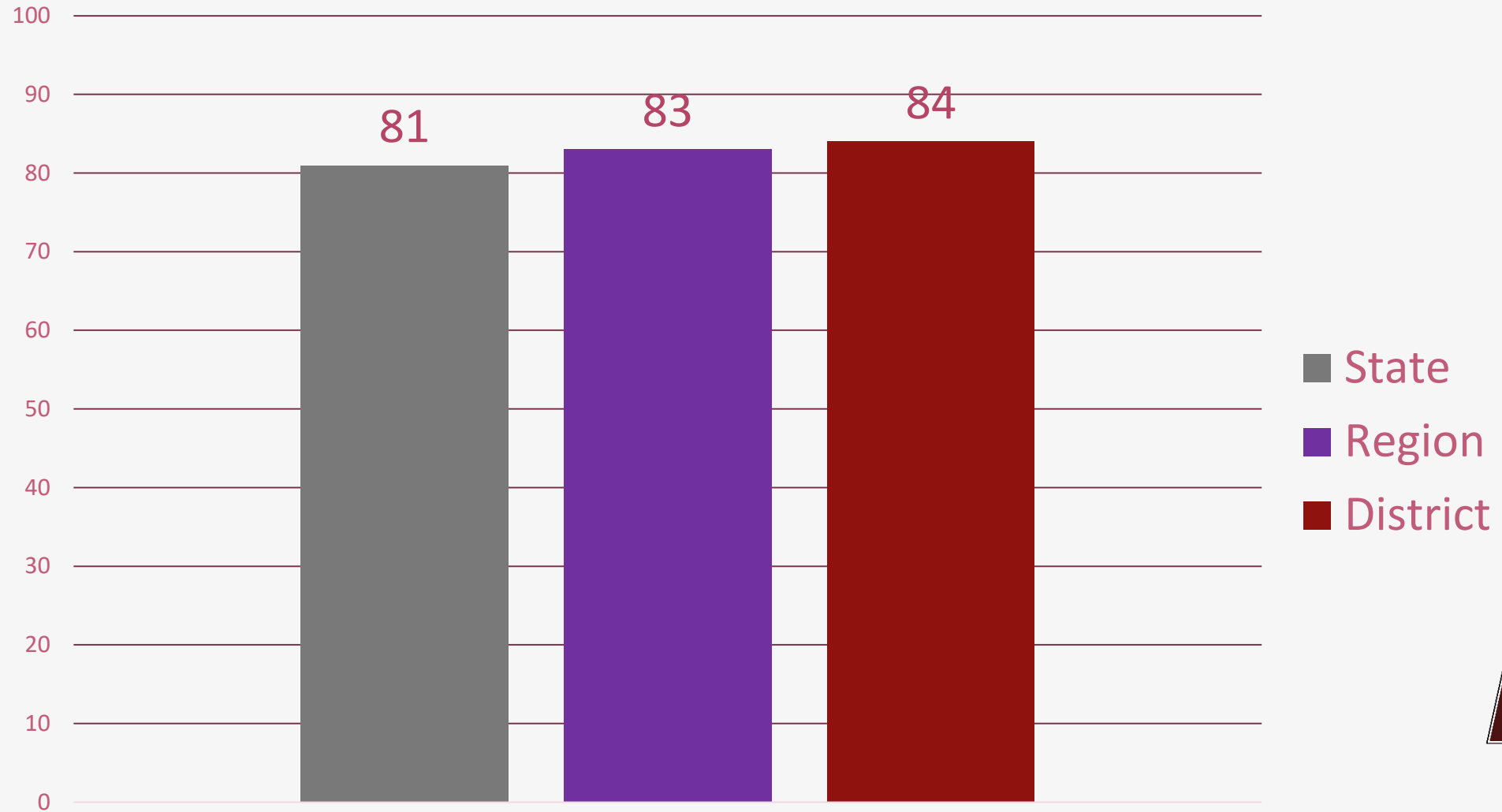


STAAR Percent Met Standard (*Approaches*) All Grades, **Writing**



2019

STAAR Percent Met Standard (*Approaches*) All Grades, **Science**



2019



Section 1

2019-20 Texas Academic Performance Report (TAPR)

- 2018-2019 Attendance Rate **96.3%**
 - Region 95.7%
 - State 95.4%

- 2018-2019 HS Drop Out Rate **.5%**
 - Region 2.4%
 - State 1.9%



4-Year Longitudinal Graduation Rate (Grades 9-12)

Class of 2019 Cohort

	State	Region	District
Graduated	90%	88.4%	94.3%
Received TxCHSE (GED)	.5%	.3%	0%
Continued HS	3.7%	4.6%	2.6%

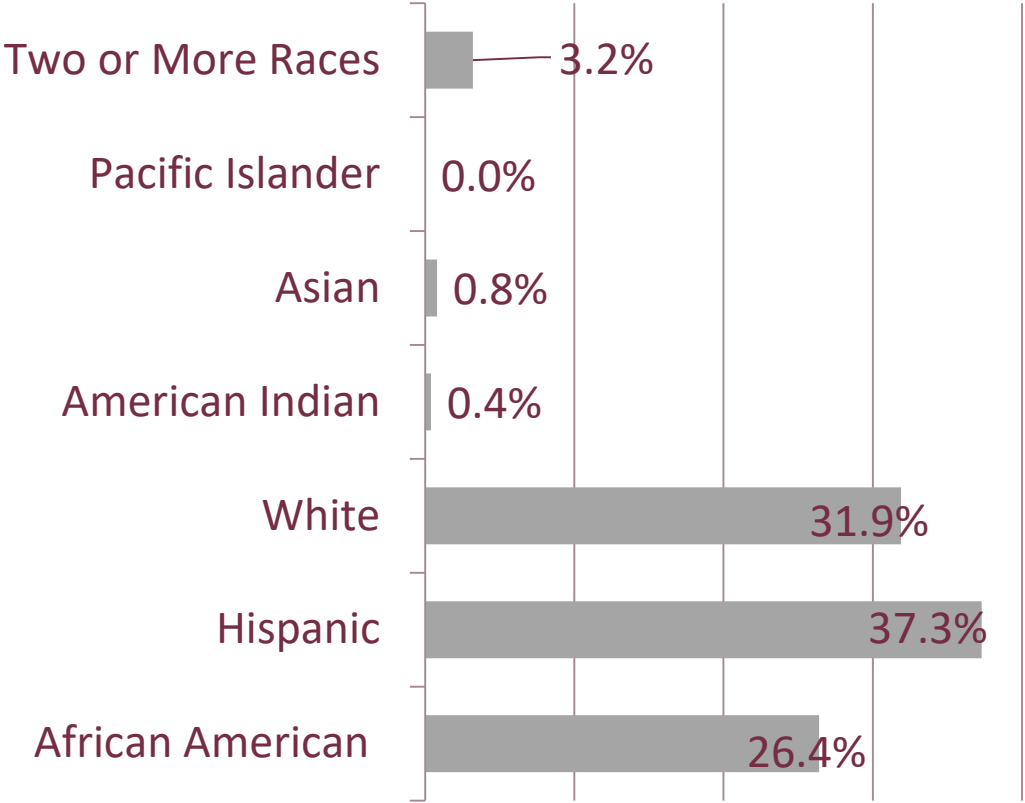
College, Career, and Military Readiness Report (CCMR)

2018-2019 Graduates

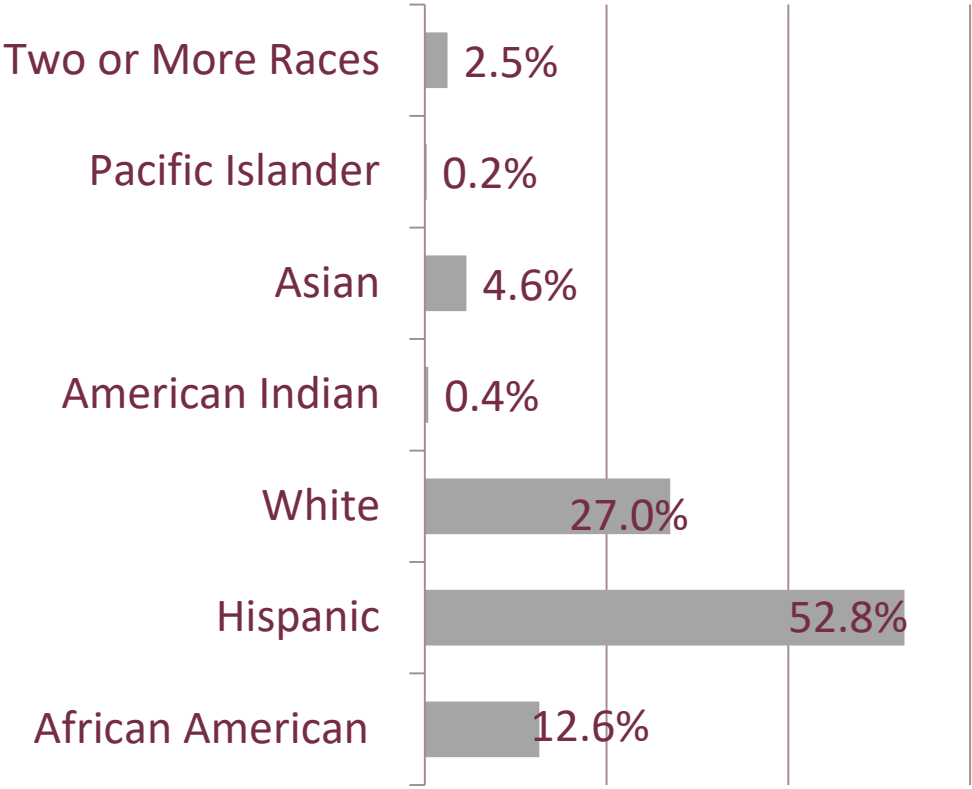
	State	Region	District
College, Career, Military Graduates	72.9%	71.2%	76.8%
College Ready Graduates	53.0%	53%	53.6%
Career /Military Ready Graduates	40.4%	36.6%	50.7%
Industry-Based Certification (Annual Graduates)	10.7%	7.2%	18.3%

2020 Student Ethnic Distribution

District



State



2020 Student Demographics

	District	State
Economically Disadvantaged	48%	60.3%
English Language Learners	12.1%	20.3%
At-Risk	49.1%	50.6%

2020 Enrollment by Program

	District	State
Bilingual /ESL	10.9%	20.6%
Career & Technical Education (gr. 9-12)	66.5%	50.8%
Gifted and Talented Education	7.7%	8.1%
Special Education	11.9%	10.5%

Section 2

PEIMS Financial Standard Reports (2018-19 Financial Actual Reports)

2018-19 Actual Financial Data (District)

- Revenues
- Expenditures
- Disbursements
- Tax Rates
- Fund Balance

***2018-19 is the
most recent
year for which
these data are
available.***

2018-19 Actual Financial Data (Campus)

- Expenditures by Object
- Expenditures by Function
- Program Expenditures by Program

FIRST (Financial Integrity Rating System of Texas) rating for 2019-2020 is A = Superior

<https://tea.texas.gov/finance-and-grants/state-funding/state-funding-reports-and-data/peims-financial-standard-reports>



Section 3

2019-20 District Accreditation Status

- Each year, TEA assigns one of four accreditation statuses to each district in the state:
 1. *Accredited*
 2. *Accredited-Warning*
 3. *Accredited-Probation*
 4. *Not Accredited-Revoked*

- In assigning an accreditation status to a district, TEA considers
 - Academic accountability ratings
 - Financial accountability ratings
 - Data integrity
 - Program-area deficiencies identified through Results Driven Accountability (RDA)

- The District's 2019-20 Accreditation Status is: ***ACCREDITED***



Section 4

Campus Performance Objectives

➤ Campus Improvement Plans (CIP)

- Each campus has developed and is implementing a CIP, as required by TEC §11.253
- Each CIP includes **performance objectives and periodically measures progress**
- Updated CIPs for the 2019-20 school year (which show each campus's **progress toward meeting its performance objectives**) are posted on the district's website and are available for review at the district's central office or at the applicable campus

<https://www.redoakisd.org/Page/1915>



Section 5

Report on Violent or Criminal Incidents

- TEC Section 39.306 requires each district to publish, as part of its Annual Report, a report on violent or criminal incidents that occur at each campus
- There are 18 Discipline Codes considered to be violent or criminal by our data reporting system (PEIMS)
 - ❑ For 2019-2020 Red Oak ISD had no (zero) violent or criminal incidents in these categories
 - ❑ Red Oak ISD has several resources regarding school violence prevention and intervention:
 - Student Handbook and Code of Conduct
 - ROISD School Board Policy Manual
 - ROISD Administrator and Counselor programs
 - “Quick Link” to report Bullying or Harassment on website / Students / Report button



Section 6

Student Performance in Postsecondary Institutions

- TEC Section 39.306 requires each district to publish, as part of its Annual Report, a report on **student performance in postsecondary institutions** during the **first year enrolled after graduation from high school**
- These data are compiled by the Texas Higher Education Coordinating Board (THECB)
- The most current report is for **2017-18 High School Graduates**
 - ❑ Student performance is measured by the Grade Point Average (GPA) earned by 2017-18 high school graduates who attended public four-year and two-year institutions of higher education in fiscal year 2019
 - ❑ For each student, the grade points and college-level semester credit hours earned by the student in **Fall 2018**, **Spring 2019**, and **Summer 2019** are added together and averaged to determine the GPA

Red Oak ISD Cohort of 2017-2018 (as of 2019)

County	District	Total Graduates	GPA for 1st Year in Public Higher Education in Texas					Unk
			<2.0	2.0-2.49	2.5-2.99	3.0-3.49	>3.5	
RED OAK ISD								
	070911001 RED OAK H S							
	Four-Year Public University	105	28	15	25	19	18	0
	Two-Year Public Colleges	152	49	28	20	27	20	8
	Independent Colleges & Universities	14						
	Not Trackable	8						
	Not Found	160						
	Total High School Graduates	439						



Section 7

TAPR Glossary

- Each year, TEA prepares and publishes a *TAPR Glossary*
- The *TAPR Glossary* provides definitions, describes methodologies, and lists sources for each data point in the TAPR
- A Spanish version of the *TAPR Glossary* is scheduled for release in late winter



Resources and Availability of Annual Report

- The District's TAPR will be posted on the district's website within two (2) weeks after this meeting
- Paper copies will also be available at the district's central office and on each campus in the district

- For questions or more information, contact:

Nancy Toney

Executive Director of Assessment and Accountability

972-617-2941

nancy.toney@redoakisd.org

