

2018-2019 ROISD TAPR /Annual Report

PUBLIC PRESENTATION JANUARY 21, 2020





Annual Report Includes:

1. 2018-19 Texas Academic Performance Report (TAPR)
For the District and each Campus in the District
2. PEIMS Financial Standard Report (2017-18 Financial Actual Report)
For the District and each Campus in the District
3. 2018-19 District Accreditation Status
4. Campus Performance Objectives
5. Report on Violent or Criminal Incidents on Campuses
6. Student Performance in Postsecondary Institutions
For each High School Campus in the District
7. 2018-19 TAPR Glossary



2018-2019 Texas Academic Performance Report (TAPR)

- ▶ Data is compiled and provided by TEA for every district and campus using PEIMS and Student Assessment Data
- ▶ THE TAPR report provides information on student performance, the school and district staff, programs, and demographics.
- ▶ [TEA: 2018-2019 Texas Academic Performance Report \(TAPR\) Website](#)

Accountability Grade 2019

Status: Accredited

Campus	2018-2019 rating	2019*	2017-2018 rating
Red Oak ISD	88	B	86
Red Oak High School	85	B	85
Red Oak Middle School	80	B	77
Red Oak Elementary	77	C	85
Wooden Elementary	83	B	78
Shields Elementary	78	C	75
Eastridge Elementary	89	B	84
Schupmann Elementary	87	B	67

*No letter grades were assigned to campuses in 2017-2018



2019 TAPR Report

2019 Special Education Determination Status

- ▶ Needs Assistance

2019 Armed Services Vocational Aptitude Battery (ASVAB) Test

- ▶ ROISD is in compliance

2019 Distinctions (12)

Red Oak High School

- *Math*
- *Science*
- *Social Studies*

Red Oak Middle School

- *Math*

Red Oak Elementary

- *Science*

Eastridge Elementary

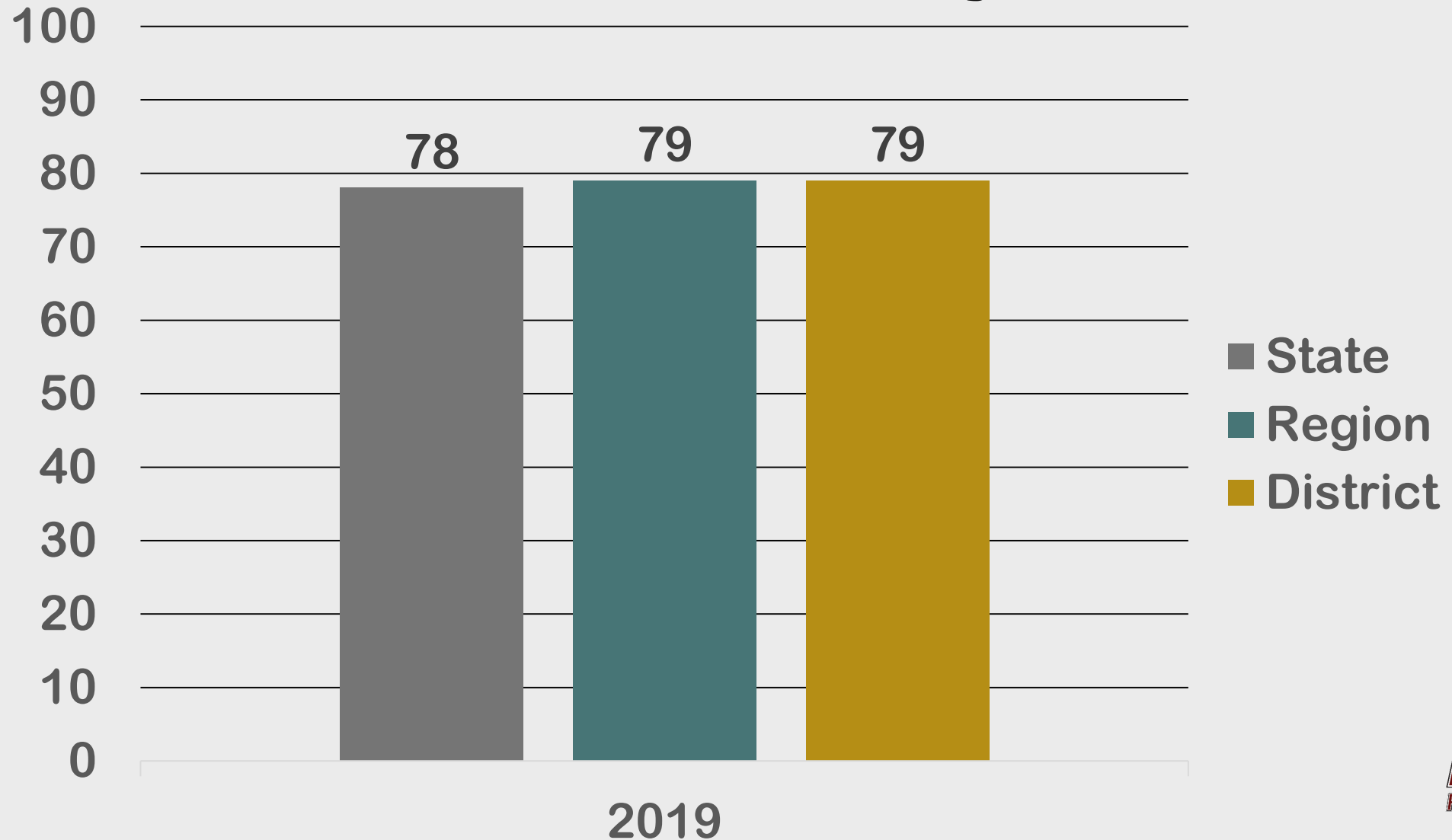
- *ELA/Reading*
- *Math*
- *Comparative Academic Growth*
- *Closing the Gaps*
- *Postsecondary Readiness*

Schupmann Elementary

- *Comparative Academic Growth*
- *Closing the Gaps*

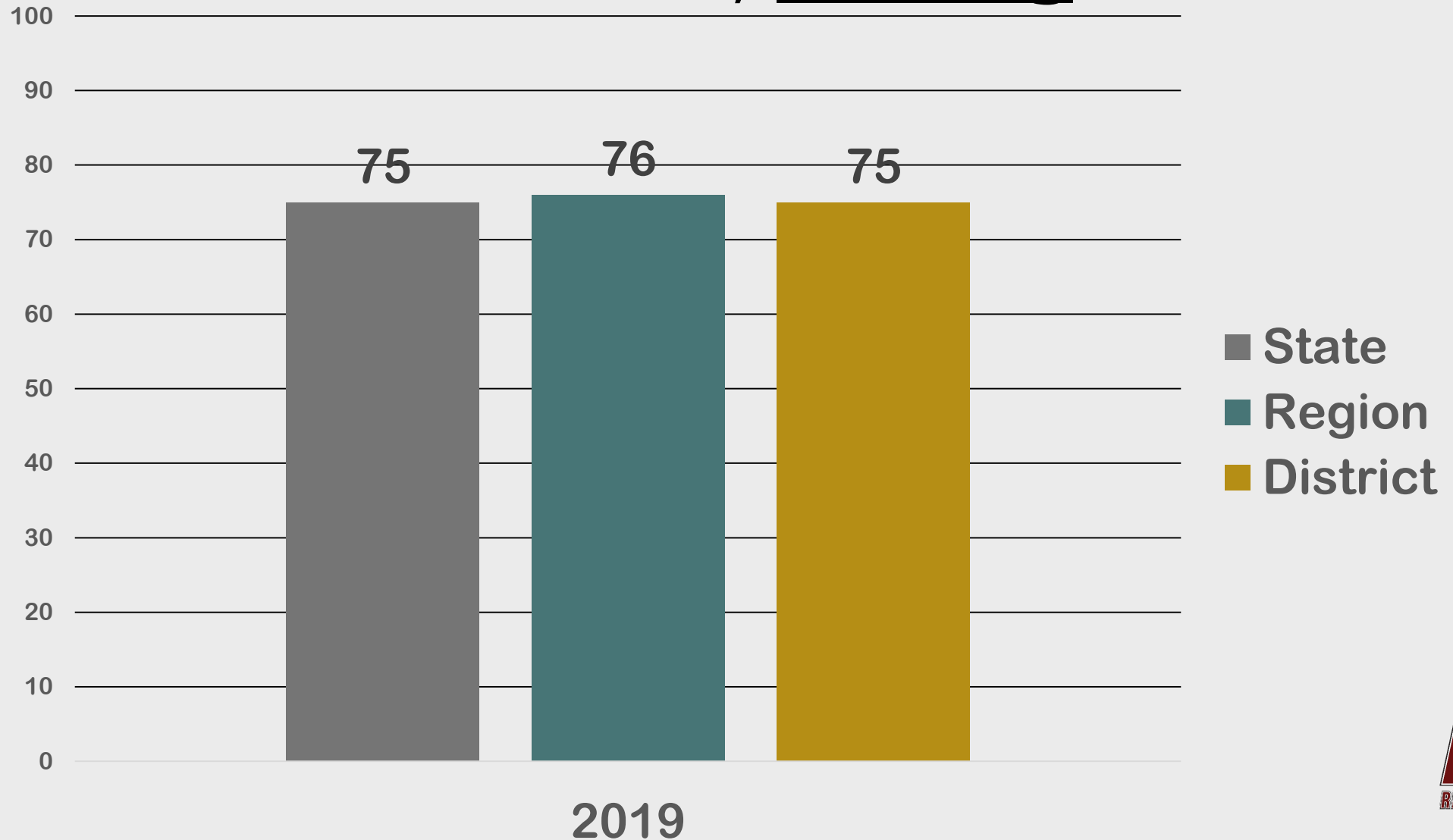


STAAR Percent Met Standard (*Approaches*) All Grades, **All Subjects**



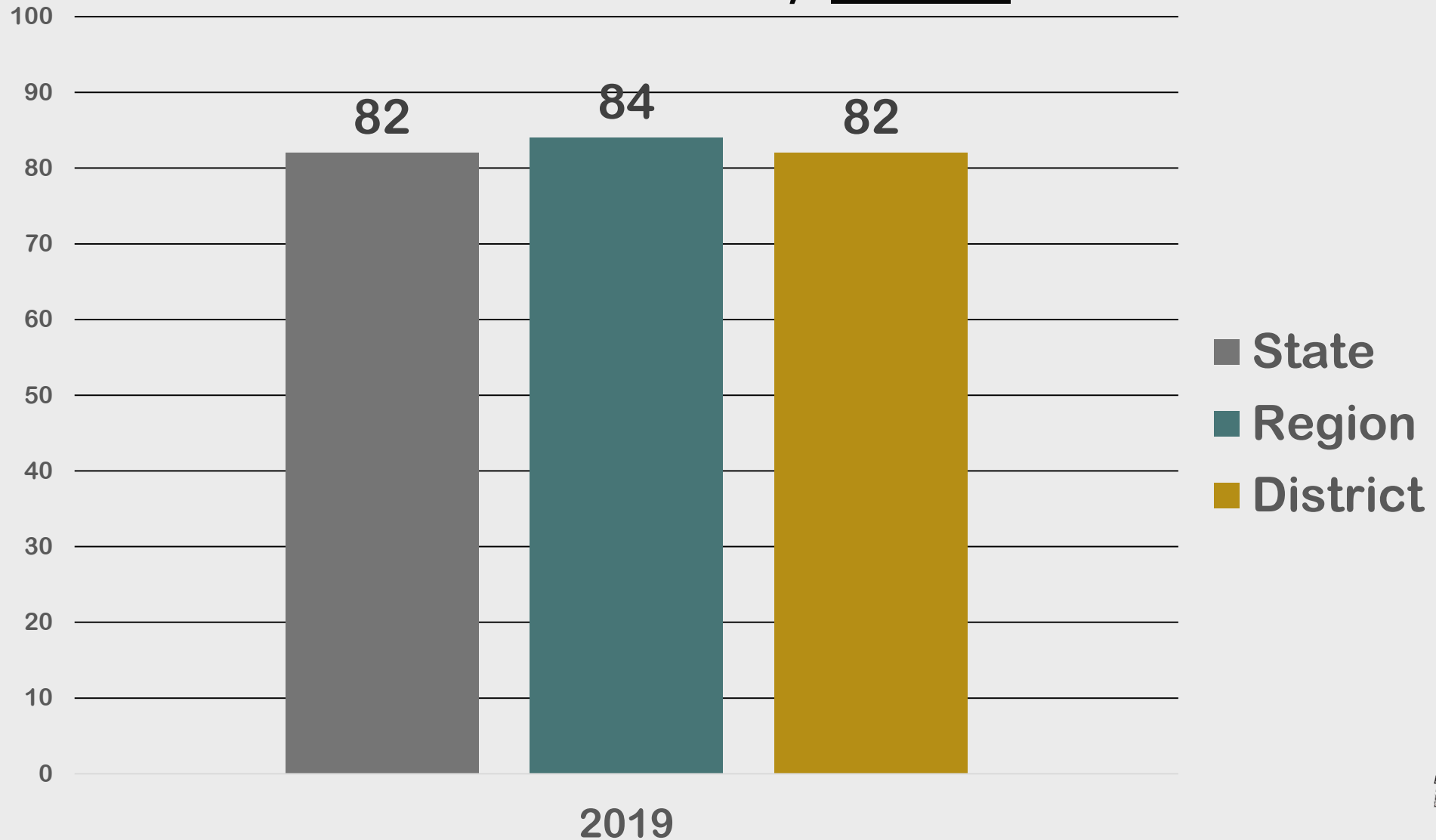


STAAR Percent Met Standard (*Approaches*) All Grades, **Reading**



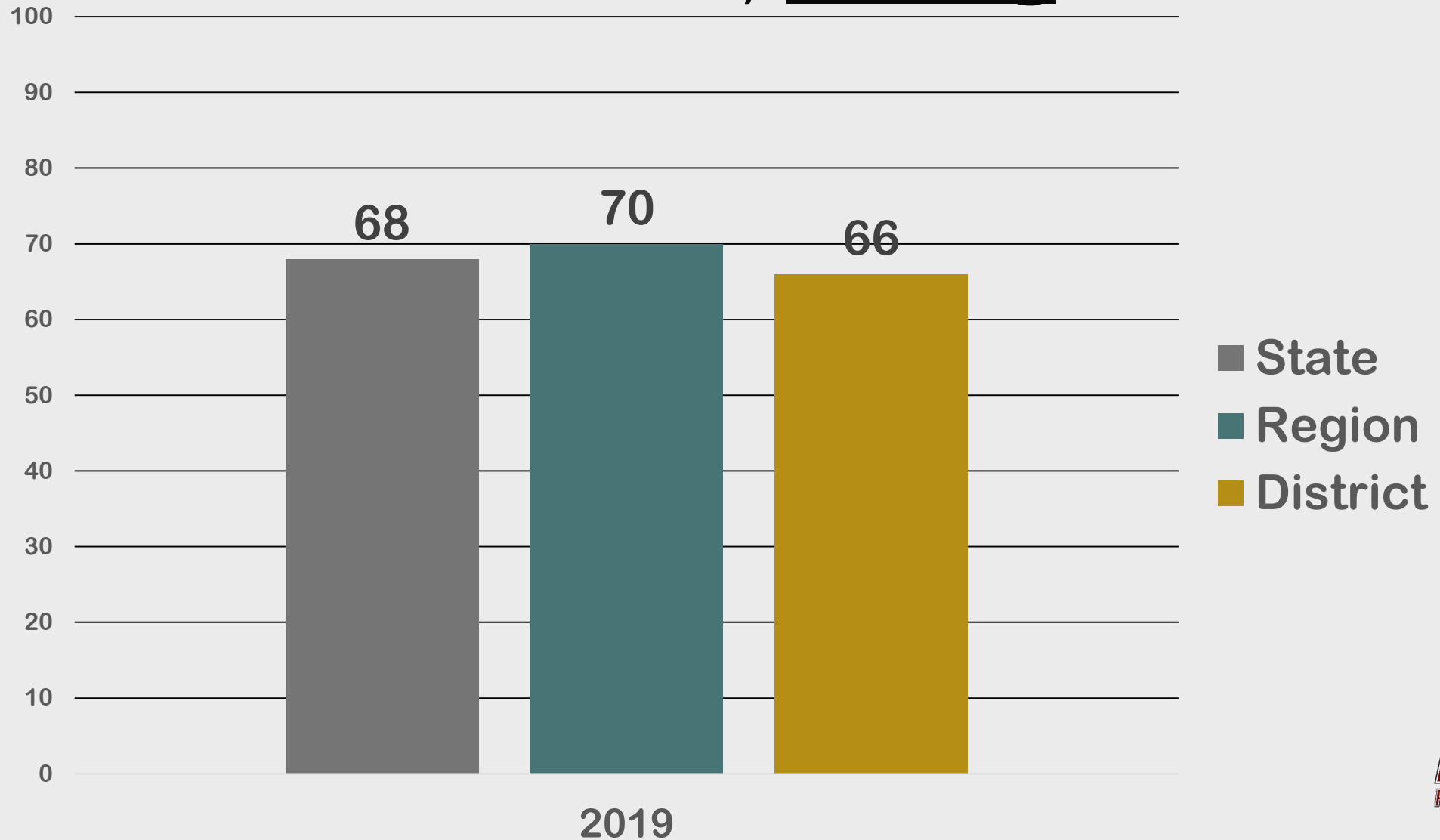


STAAR Percent Met Standard (*Approaches*) All Grades, **Math**



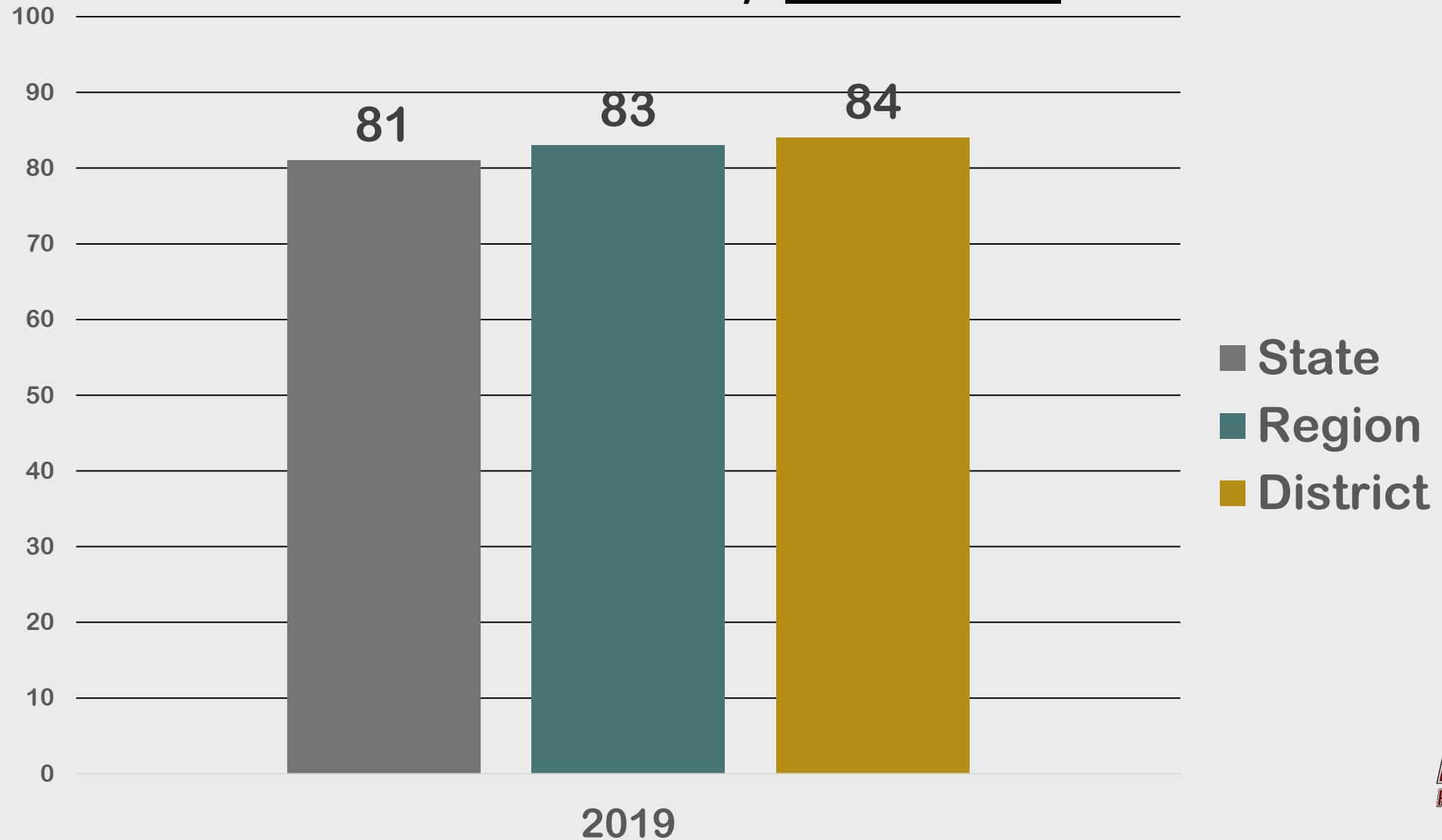


STAAR Percent Met Standard (*Approaches*) All Grades, **Writing**



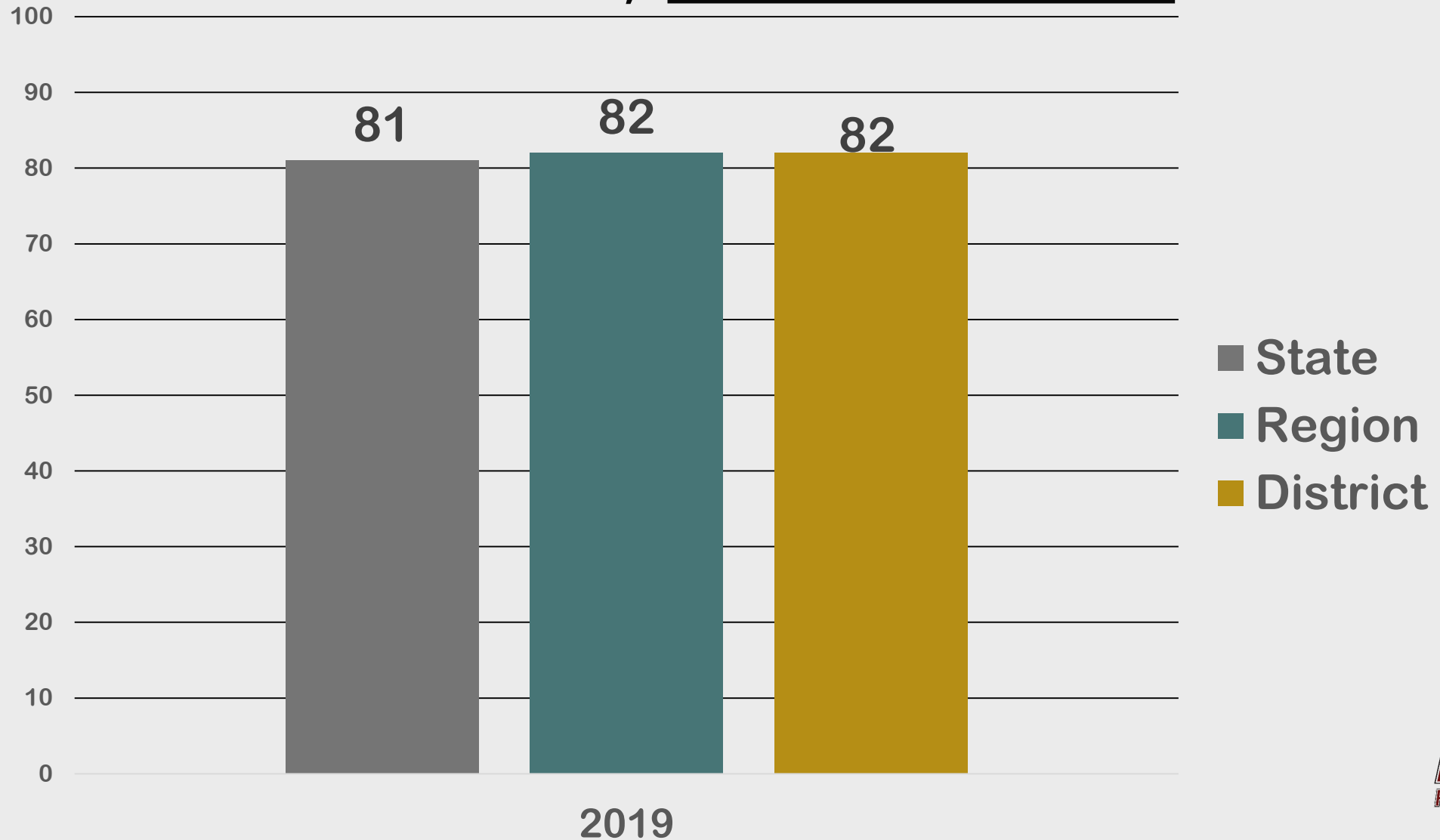


STAAR Percent Met Standard (*Approaches*) All Grades, **Science**





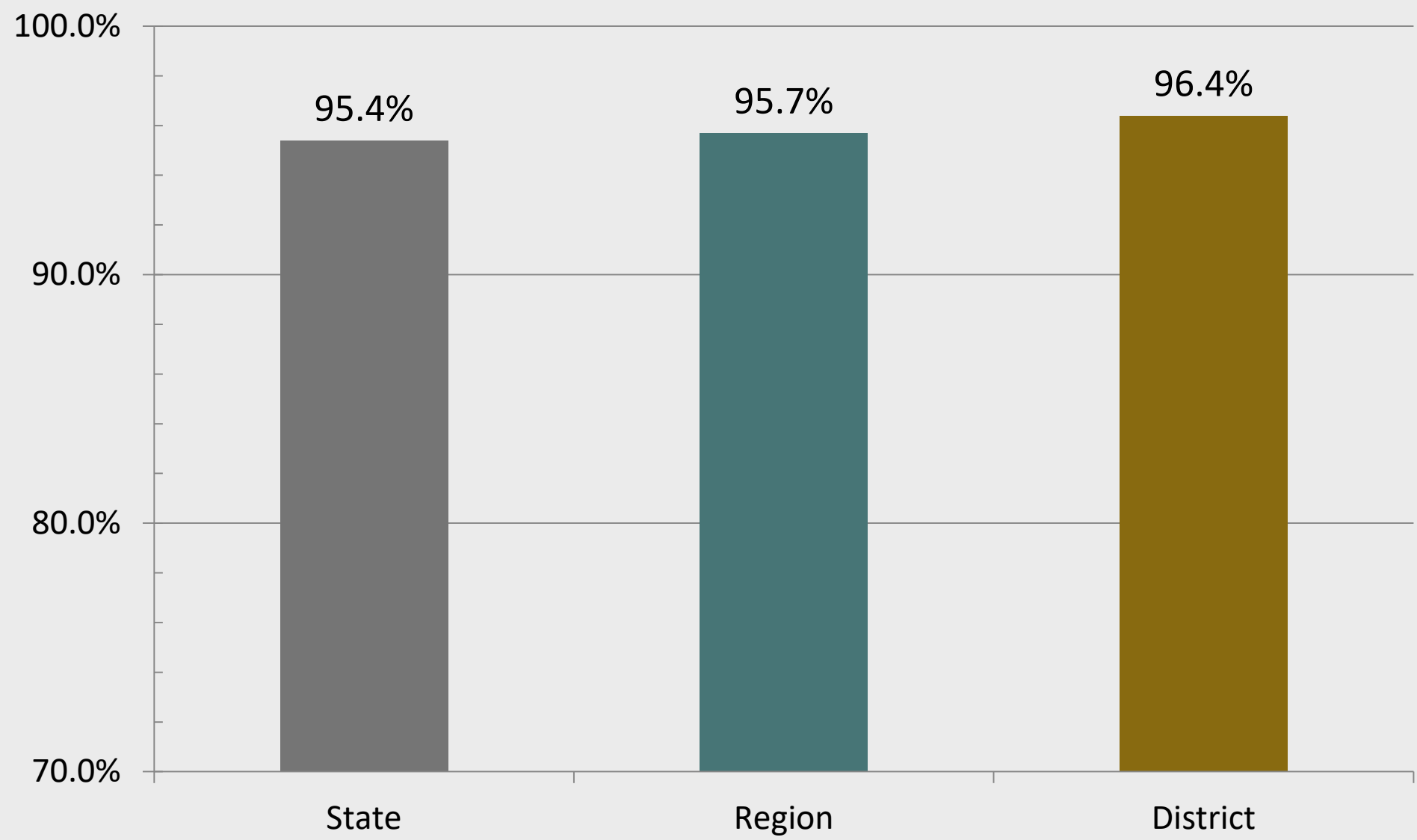
STAAR Percent Met Standard (*Approaches*) All Grades, **Social Studies**





Attendance Report

Based on 2017-2018 School Year





College, Career, and Military Readiness Report (CCMR) *2017-2018 Graduates*

	State	Region	District
College, Career, Military Graduates	65.5%	63.6%	67.4%
College Ready Graduates	50.0%	49.5%	48.3%
Career/Military Ready Graduates	28.7%	25.8%	35.4%



Annual Dropout Rate (Grades 7-8)

2017-2018 School Year

- State 0.4%
- Region 0.4%
- District 0.0%



Annual Dropout Rate (Grades 9-12)

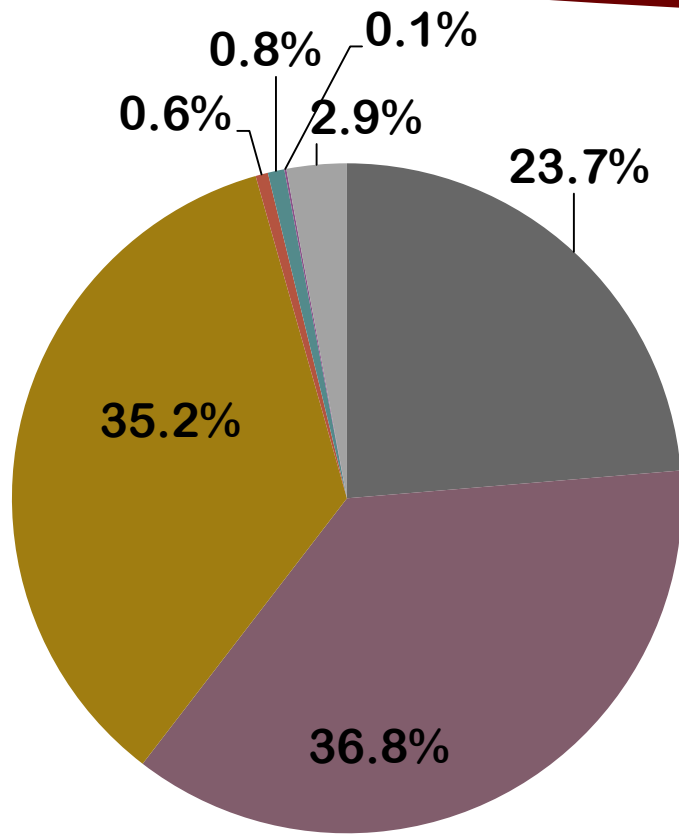
2017-2018 School Year

- State 1.9%
- Region 2.0%
- District 0.8%

4-Year Longitudinal Graduation Rate (Grades 9-12) *Class of 2018 Cohort*

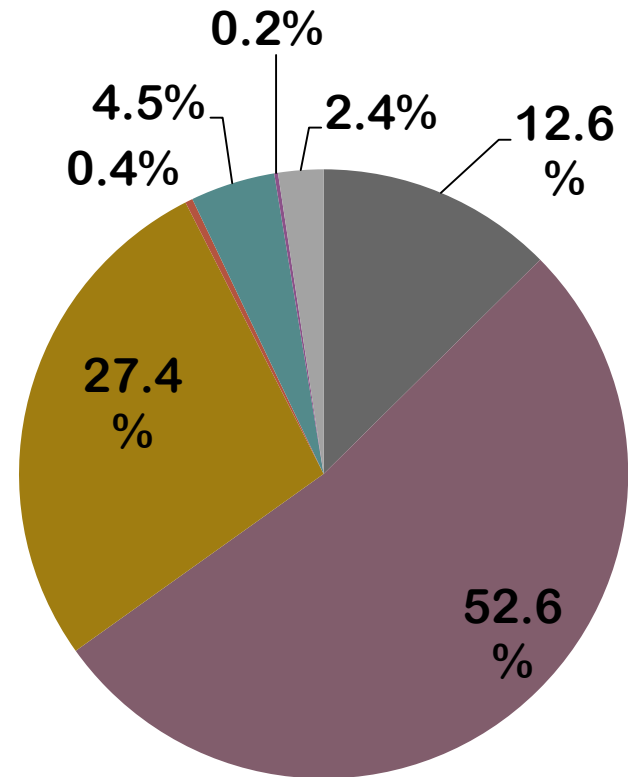
	State	Region	District
Graduated	90%	88.8%	94.8%
Received TxCHSE GED	0.4%	0.2%	0.2%
Continued HS	3.8%	4.8%	1.4%

2019 Student Ethnic Distribution



District

- African American
- Hispanic
- White
- American Indian
- Asian
- Pacific Islander
- Two or More Races



State

2019 Student Demographics

	District	State
Economically Disadvantaged	48.5%	60.6%
English Language Learners	11.4%	19.5%
At-Risk	44.9%	50.1%

2019 Enrollment by Program

	District	State
Bilingual/ESL	10.1%	19.4%
Career & Technical Education	37.1%	26.3%
Gifted & Talented Education	7.9%	8.1%
Special Education	11.7%	9.6%

Financial Standard Reports

▶ District:

[District: PEIMS District Financial Actual Reports](#)

▶ Campus:

[Campus: PEIMS Individual Campus Financial Actual Reports](#)



Campus Performance Objectives

- ▶ Campus Performance Objectives and progress toward meeting those objectives may be found in each Campus Improvement Plan
- ▶ Plans are located on the Red Oak ISD Website at:
[Red Oak ISD Campus and District Improvement Plans](#)

Plans are also available for review at the district's central office or at your campus.

Violent or Criminal Incidents on Campuses

There are 18 Discipline Codes considered to be violent or criminal by our data reporting system (PEIMS).

▶ 2018-2019 ROISD

- **Code 12 – used, exhibited, or possessed an illegal knife = 1**
- **Code 14 – used, exhibited, or possessed a prohibited weapon = 1**
- **Code 28 – Assault under penal code = 5**

Resources for information regarding school violence prevention and intervention:

- Student Handbook and Code of Conduct
- ROISD School Board Policy Manual
- ROISD Administrators and Counselors
- “Quick Link” to report Bullying or Harassment on website / Students / Report button

ROISD Student Performance in Post Secondary Institution *(2016-2017 cohort as of 2018)*

	Total Graduates	<2.0	2.0-2.49	2.5-2.99	3.0-3.49	>3.5	Unknown
4-Year Public University	84	17	10	13	25	19	0
2-year Public College	167	53	28	29	32	20	5
Independent College and Univ.	19						
Not Trackable	9						
Not Found	149						
Total HS Graduates	428						

Source: [60x30TX Texas Higher Education Data website](#)



Glossary

- ▶ [Glossary for TAPR reports](#)

For more information:

Nancy Toney

Executive Director of Assessment and Accountability

Red Oak ISD

972-617-2941

Nancy.toney@redoakisd.org

